

PANDEMIC SUPPORT WORKERS (PSW)

WELCOME TO Pandemic Support Worker (PSW)

CAREWEST ORIENTATION

*If you have not completed your online quizzes please do so
at your earliest convenience*

PSW – Ambassadors of First Impressions!

With a **Customer Service Mindset** you may be:

- ✓ **Screening** – Anyone entering the building
- ✓ **Disinfecting** all surfaces in the screening area
- ✓ **Scheduling** - coordinate and schedule visits with clients
- ✓ **Supervising** - ensure people respect the visitation guidelines, social distancing and keeping masks on
- ✓ **Supporting** - transporting clients between their rooms and outside areas for a visit
- ✓ **Assisting** with other pandemic site related duties as assigned

Your supervisor will provide your exact duties.

Emergency Codes & Safety

You would most likely be asked to help in a Code **Red**, **Brown** or **Yellow**

If asked to help with Code Yellow you will be partnered with a Carewest staff member

Code **RED** R.E.A.C.T

- R** remove those from danger
- E** ensure all doors and windows are closed
- A** activate the alarm
- C** call 911
- T** try to extinguish the fire



Working at the Screening area:

- Ensure **NO ONE** comes into the building
- Clear the entry for fire fighters
- Ask vehicles to move if they are blocking the fire lane/ entrance



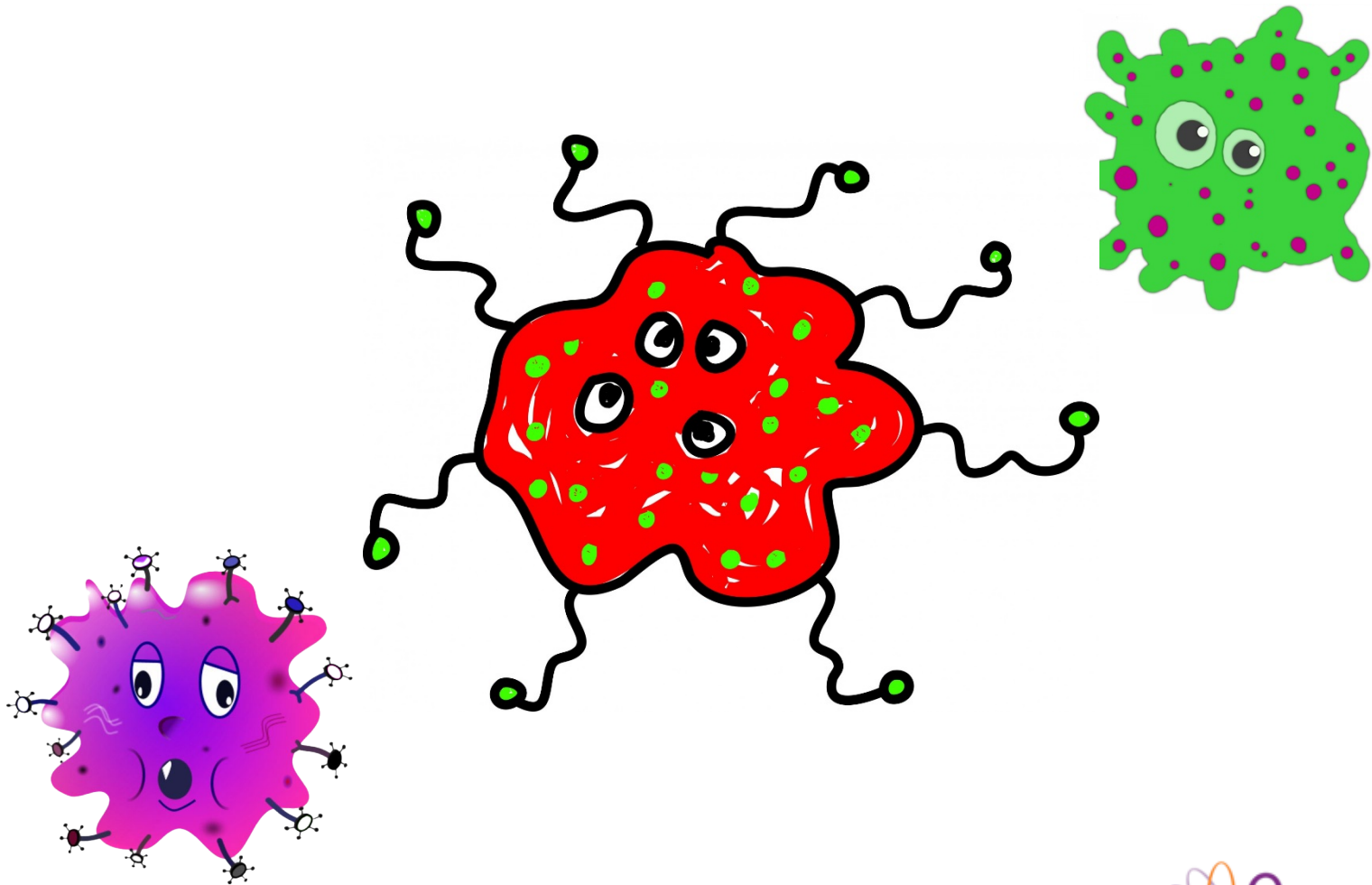
Code Brown – Building Emergency

This code encompasses multiple situations:

- Flooding / No Water / Sewage backup
- Elevator Down / Someone stuck in elevator
- Power outage – unit or site
- Communication: Phones, PA, Nurse Call
- Chemical Spill

Be flexible and ready to do what is asked.

Infection Prevention & Control



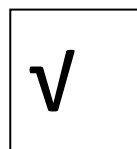
Personal Protective Equipment (PPE)

1. Perform Hand Hygiene Before you don a mask & before and after removing it
2. Wear mask securely over your mouth and nose
3. Dark blue side faces out
4. DO NOT TOUCH the front
5. DO NOT dangle the mask



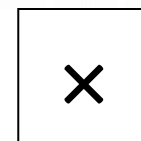
Continuous Eye Protection

Eyewear must meet safety standards, fit closely to the face, at the top of the eyebrow and protect both sides of the eye. Must be used by ONE person only and disinfected before & after use



How to Disinfect:

1. Place on a clean surface
2. Perform hand hygiene & put on gloves
3. Use a disinfectant to wipe inside and outside
4. Repeat with a second wipe
5. Let dry as per manufacturer's directions
6. Remove gloves and perform hand hygiene



Donning & Doffing Gloves



Using protective gloves is as easy as:

- 1. Wash your hands!**
2. Don or put on good fitting gloves
3. Complete your sanitizing
- 4. CAREFULLY Doff your gloves:**
 - a) Grab the outside with one hand and gently pull off your hand - inside out
 - b) Use your clean hand and put a finger under the other glove and slowly pull inside out
 - c) Drop directly into the garbage
- 5. Wash your hands!**

Gloves only touch gloves. Skin only touches skin.

Screening – Keeping Our Sites Safe!



Screening all Visitors and Staff

Careful Screening is THE most important activity to keep our sites safe! **Each visitor will:**

- Perform Hand Hygiene
- Apply a new – Carewest – face mask
- Answer a set of questions
 - Use a paper form – sign, date, and phone #
 - Use a tablet in the screening area
 - Complete the screening questions on their phone
- Have their temperature taken
- Temp must be below 38.0 Celsius

COVID-19 Risk?

Anyone is who considered a risk for having COVID-19 will be denied entry into the centre.

As the screener:

- Be empathetic but state that due to a positive response, you will be unable to allow them access into the site
- Direct them to contact AHS on-line or by telephone and follow their directions

On Line – Fit For Work Screening Protocol

Once staff gets the “green screen” okay to advise they are fit for work – the screener will:

- Verbally confirm they answered YES to the first question – they are entering a continuing care facility
- Verbally ask the additional 4 screening question and ensure they answer NO
- Take their temperature – needs to be below 38.0 degrees

NOTE: If temp is high and/or an additional question is a yes – the staff member needs to fill out the **Supplemental Screening Form** and may not be admitted into the site.

Infrared Thermometers for Screening

- Disinfect at the start and end of your shift
- Ensure it is set to Celsius
- Scan the forehead or neck from 3-5 cm away
- If any contact occurs – disinfect the thermometer

Must be below 38.0
Celsius



- If result is too cold or you cannot get a reading at all – try the throat or inside wrist area

Welcome to Carewest!



QUESTIONS?

A.S.K. Acquire Some Knowledge!

Contact your Site Educator to have a building safety tour, discuss your role in emergency codes and demonstrate donning & doffing!

Your Supervisor will let you know your exact duties and work schedule