

Caring
Relationships
Learning
Responsibility

Building Tour

Welcome to Carewest Sarcee

01



Read the Frame of Reference and Philosophy of Care at the Main Entrance

How will you demonstrate the Carewest value of caring in your daily work?

02



Look through the Evacuation Kit found at Main Reception

What are 2 items you will need from the kit if there is a large flood on your unit?

03



Read the Health and Safety Statement of Commitment

Also find the site emergency cell phone in the administration office. If a client is missing, the team searching outside will take the cell phone

04



Sarcee has a very large fire zone

If there is a fire in the Smoking Room on Main Level, everyone needs to be evacuated from the Dining Room and Fireplace Room too


05



Find the Resident, Client and Family Feedback Forms

If a resident or family member has a concern or compliment and the manager is offsite, please encourage them to fill out a form

06



Unit 1 is the Most Responsible Unit (MRU)

Practice making a test page 'Good Morning everyone' by dialing 7878 on the phone

07



MRU

Any available staff reads the panel, pages and phones 9-911 in a Code Red. If the fire is on Unit 1, then Unit 3 will do these jobs

08



Elevators

Sarcee elevators are not connected to the fire alarm system. When fire alarm is activated, staff on Unit 1 and Unit 3 need to manually lock off the elevators with a key. Firefighters will determine if it is safe to use elevators


09



Find a Visibility wall

Visibility walls are one of the ways the team communicates

10




Find fire extinguishers

We can only extinguish small fires (below your hip and not wider than your body). Follow PASS

Pull the Pin – twist off tie first Aim at the base of the fire
Squeeze the trigger Sweep back and forth


11



Find the Dining Room

If you see someone choking, shout for help. Start abdominal / chest thrusts on a conscious person to relieve the object


12



Explore C3

The C3 program supports clients so they can stay living in the community longer. There is home support, transportation and a medical clinic

13



Read the Education Board


If you haven't met your educator Kristen yet, please introduce yourself today

14



Find the Staff Lounge

15



Find the Job Board

Career Opportunities are also posted on Careweb

16



Take your blood pressure in the Wellness Center

Everyone has a responsibility for their own personal wellness