

Building Tour


Welcome to Carewest Glenmore Park

01



Find the emergency site cell phone and look through the Evacuation Kit at Main Reception
What are 2 items you will need from the kit if there is a large flood on your unit? If a client is missing, the team searching outside will take the cell phone

02



Read the Frame of Reference and Philosophy of Care
How will you demonstrate the Carewest value of caring in your daily work?

03



Go to the Business Office in the center core

04




Go to 1 East
Note the Halls are labeled 'A' 'B' 'C' or 'D'. Halls are separated by fire doors. If you are an emergency (code) responder, go to the affected unit using the safest route and help

05




Find the Resident, Client and Family Feedback Forms
If a client or family member has a concern or compliment and the manager is offsite, please encourage them to fill out a form

06



1 East is the Most Responsible Unit (MRU)
Any available staff reads the panel, pages and phones 9-911 in a Code Red. If the fire is on 1 East, 1 West is the Back-Up MRU and will do these jobs. Practice making a test page 'Good Morning' by dialing '50' on the phone

07



Find a Visibility Wall
Visibility Walls are one of the ways the team communicates

08



Find Fire Pull Stations

Review REACT.
What does the 'A' in REACT stand for?


09



Find fire extinguishers

We can only extinguish small fires (below your hip and not wider than your body). Follow PASS
Pull the Pin - twist off tie first Aim at the base of the fire
Squeeze the trigger Sweep back and forth

10



Read the Statement of Commitment to Health and Safety
(near the elevators)

11



Go downstairs. Find the Classroom

If you haven't met your educators Tanya and Erin yet, please introduce yourself today. Their office is opposite to Dining Room on Main Level

12



Find the Education Board

Located in the North / Staff Hallway

13



Find the Evergreen Dining Room

If you see someone choking, shout for help. Start abdominal / chest thrusts on a conscious person to relieve the object

14



Find the Staff Lounge

Computers are for staff use. Staff are expected to check their work email at least weekly

15



Find the Job Board

Career Opportunities are also posted on Careweb

16



Take your blood pressure in the Wellness Center

Everyone has a responsibility for their own personal wellness