


Caring
Relationships
Learning
Responsibility

Building Tour

Welcome to Carewest Royal Park

01



Read the Frame of Reference, Philosophy of Care and Health and Safety Statement of Commitment

How will you demonstrate the Carewest value of caring in your daily work?


02



Look through the Evacuation Kit found at Main Reception

What are 2 items you will need from the kit if there is a large flood on your unit?


03



Find the Resident, Client and Family Feedback Forms

If a resident or family member has a concern or compliment and the manager is offsite, please encourage them to fill out a form


04



Stand at the Main Entrance

Look down each wing. Wing 1 is where the Hair Salon, Laundry Room and PPS is. Wing 2 is the Kitchen and staff hallway. Wings 3 and 4 are Kensington Care Unit. Wings 5 and 6 are Hamptons Care Unit

05



Reception is the Most Responsible Unit (MRU)

Any available staff will read the panel, page and phone 9-911 in a Code Red. When phoning 9-911 state, "The fire alarm is ringing at Carewest Royal Park, 4315 Richardson Road SW". Practice making a test page by dialing 3460 on the phone

06



The assigned fire person will go to the end of a safe hallway (3, 4, 5 or 6) and unlock the key box by pressing 1,2. The larger key unlocks the stairwell.

Go upstairs using the stairwell and walk to the elevator

07



In Code Red, the fire person locks off both elevators then meets the Fire Department at level 2 and directs them to the scene of the fire.

Call the elevator to the 2nd flr and practice locking off the elevator using the small key

08



Find the Visibility Wall in the report room

Visibility Walls are one of the ways the team communicates

09



Find the therapy gym

This is also where you will find the site emergency cell phone. If a client is missing, the team searching outside will take the cell phone

10



Find Fire Pull Stations

Review REACT
What does the 'A' in REACT stand for?

11



Find Fire Extinguishers

We can only extinguish small fires (below your hip and not wider than your body). Review PASS
Pull the Pin - twist off tie first Aim at the base of the fire
Squeeze the trigger Sweep back and forth

12



Find the Kensington Dining Room

If you see someone choking, shout for help. Start abdominal / chest thrusts on a conscious person to relieve the object

13



Read the Education Board

14



Find the Staff Lounge

Lockers are available for your shift. Please bring your own lock

15



Find the Job Board

Career Opportunities are also posted on Careweb

16



Take your blood pressure in the Wellness Center

Everyone has a responsibility for their own personal wellness

